



FLORENCE Double Bench



Double bench without backrest



Double bench with backrest



BOARDS

Tropical Wood



RecyPlast (recycled plastic)



WPC (wood composite)



STRUCTURE



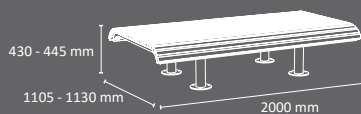
manufactured by
Cervic Environment



OUTDOOR

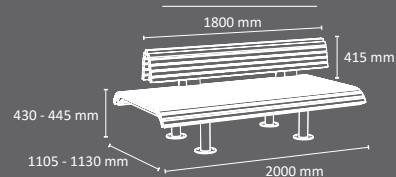


Florence Double Bench without backrest



110 - 132 kg

Florence Double Bench with backrest



152 - 183 kg

CONFIGURATION EXAMPLES



BOARDS MATERIALS



WPC
(wood composite)



Tropical Wood



RecyPlast
(recycled plastic)

ACCESSORY



Double-sided backrest

- Double-sided bench that forms part of the Florence collection.
- Collection consisting of a Bench, Double bench, Chair, Table and Planter.
- Available with 3 types of boards for the seat and backrest area:
 - 1) Recycled plastic (mixed version made of metal and recycled plastic-RecyPlast)^{***}
 - 2) WPC-Composite wood (mixed version made of metal and ecological composite wood).^{***}
 - 3) Wood (mixed version made of metal and tropical wood).



^{***} Ecological versions. Do not require maintenance. Highly resistant to adverse weather conditions. Especially recommended for promenades, coastal areas or places with high exposure to saline corrosion.
- The Double-side Florence bench does not originally include backrest. It can optionally be added as additional accessory.
- Accessory (optional): double-sided backrest.
- Can be anchored to the ground using M8 expansion bolts (included).
- Optional version available for built-in installation (consult minimum order requirement).
- Delivered assembled or disassembled.
- Structure made of pickled and galvanized steel with a thickness 3mm and 5mm finished with a zinc-rich anti-corrosive primer and thermosetting polyester powder coating finish.
- Boards made of:
 - a) Recycled plastic from post-consumer plastic waste (RecyPlast).
 - c) WPC-Ecological composite wood from recycled vegetable waste and polymers.
 - c) Tropical wood protected by water-based "lassure".
- Guaranteed reliability: this product has satisfactorily exceeded functionality and endurance tests under real environmental and usage conditions.





REFERENCE FOR FLORENCE DOUBLE BENCH WPC (COMPOSITE WOOD)

To process all your order, you must choose the corresponding model code.

MODEL CODE

WPC (COMPOSITE WOOD BOARDS)		
Code		Description
MPCU8432U		Florence Double Bench - WPC - Disassembled
MPCU8432M		Florence Double Bench - WPC - Assembled



ACCESSORIES - WPC (COMPOSITE WOOD)

Code		Description
MPCU84AC11		Backrest Florence Double Bench - WPC - Disassembled (Acc)
MPCU84AC12		Backrest Florence Double Bench - WPC - Assembled (Acc)



REFERENCE FOR FLORENCE DOUBLE BENCH RECYPLAST (RECYCLED PLASTIC)

To process all your order, you must choose the corresponding model code.

MODEL CODE

RECYPLAST (RECYCLED PLASTIC BOARDS)		
Code		Description
MPCU8431U		Florence Double Bench - Recyclast - Disassembled
MPCU8431M		Florence Double Bench - Recyclast - Assembled



ACCESSORIES - RECYPLAST (RECYCLED PLASTIC)

Code		Description
MPCU84AC5		Backrest Florence Double Bench - Recyclast - Disassembled (Acc)
MPCU84AC6		Backrest Florence Double Bench - Recyclast - Assembled (Acc)



REFERENCE FOR FLORENCE DOUBLE BENCH TROPICAL WOOD

To process all your order, you must choose the corresponding model code.

MODEL CODE

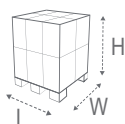
TROPICAL WOOD BOARDS		
Code		Description
MPCU8433U		Florence Double Bench - Tropical Wood - Disassembled
MPCU8433M		Florence Double Bench - Tropical Wood - Assembled

ACCESSORIES - TROPICAL WOOD

Code		Description
MPCU84AC17		Backrest Florence Double Bench - Recyclast - Disassembled (Acc)
MPCU84AC18		Backrest Florence Double Bench - Tropical Wood - Assembled (Acc)

PACKAGING-LOGISTIC DETAILS

Packing details with pallet



Description	u. / pallet	Type of Packing	Pallet dimensions mm*			Pallet Weight	Volume
			Large	Width	Height		
Double Bench without backrest - ASSEMBLED	1	shrink wrapped	2000	1200	600	203 kg	1,44 m ³
Double Bench with backrest - ASSEMBLED	1	shrink wrapped	2000	1200	1010	253 kg	1,7 m ³
Double Bench without backrest - DISASSEMBLED	3	shrink wrapped	2000	1200	705	489 kg	1,69 m ³
Double Bench with backrest - DISASSEMBLED	2	shrink wrapped	2000	1200	590	387 kg	1,41 m ³

*Could be changed to make easy the logistic optimization in case of mixed items
Ask for logistic optimization for full containers, trailers or trucks